




TOP)A)K)U)S)T)I)K) 

INSPIRED LISTENING

EDITION 2022

## BEAUTY MEETS PERFORMANCE

We are proud to present our revised Topakustik product range. Our products can still be configured to satisfy all your requirements for function, form and aesthetic, so you can sustainably improve your or your customers' quality of life by appealing to their eyes and their ears.

This brochure features classic products, such as the widely used TOPAKUSTIK Type 14/2M, but if you really want to do your own thing and realize your own ideas, please don't hesitate to contact us. Our motivated and experienced team of specialists from planning, technology and production see themselves as your solutions partner and are ready to rise to any challenge.

Together we can make your interiors sound more beautiful!

Marcel M. Müller, CEO



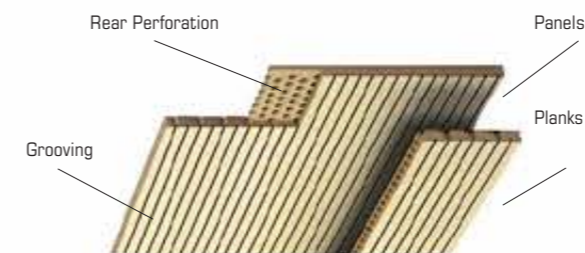
HQ "La Française", Boulevard Raspail, Paris  
Architect: Franklin Azzi, Paris – Photo: Luc Boegly, Paris  
Product: TOPPERFO Micro 2/2/0.5, Oak veneered

This ceiling, consisting entirely of triangular shapes, adds that special extra touch to the reception area at the headquarters of finance group "La Française" on Boulevard Raspail in Paris. Over 30 different triangles were first produced in our factory and then the ready-to-install elements were quickly and easily mounted on site.



## THE REFINED ACOUSTIC SYSTEM TOP(A)K(U)S(T)I(K)<sup>®</sup>

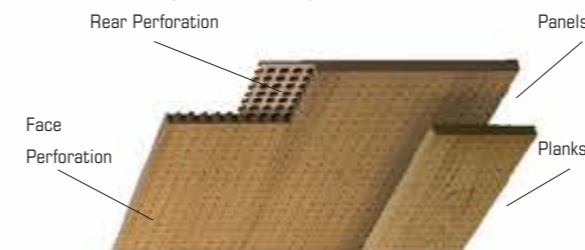
Available in planks with a tongue and groove connection (plank width = 128 mm\*) for joint-free surface appearance or in panels (panel width = 300 – 1200 mm) for removable or fixed ceilings, walls or cabinet fronts.



## TECHNICAL INFORMATION

## PERFORATION AS REQUIRED TOP(P)E(R)F(O)<sup>®</sup>

A wide range of perforations for wall and ceiling finishes. Conventional M-Perforation or micro perforations (Clou + Micro). Available in panels and planks.



**NEW!**

= new Products

**!** The information in boxes is very important and should be read carefully !


\* 1 INCH = 25.4 mm e.q. 128 mm = 5.04"

◁ WIPO Geneva CH  
Architect: Behnisch Architekten, Stuttgart DE – Photo: David Matthiessen, Stuttgart DE  
Product: TOPPERFO Micro 2/2/0.5, Silver Fir veneered

4/5	BASICS
6/7	NARROW GROOVES
8/9	MEDIUM-SIZED GROOVES
10/11	WIDE GROOVES <b>NEW!</b>
14	TOPAKUSTIK-R <b>NEW!</b>
15	TOPAKUSTIK Special grooves
16/17	TOPAKUSTIK Line <b>NEW!</b>
18	TOPAKUSTIK ARIA-Plus
19	TOPAKUSTIK ARIA-Pure <b>NEW!</b>
20/21	CORE MATERIAL
22/23	SURFACES-ECO
24/25	EDGES + DETAILS
26/27	MOUNTING
30/31	BASICS
32/33	TOPPERFO-Micro
34/35	TOPPERFO-Micro Special
36	TOPPERFO-Clou
37	TOPPERFO-T
38	TOPPERFO-M
39	TOPPERFO Graphic
40	TOPPERFO Special <b>NEW!</b>
41	SIXTY-SYSTEM (2x2 PANELS)
44	CABINETS FRONTS + DOORS
45	SHAPES
46	GYMNASIA
47	SWIMMING POOLS
48	NH QUALITY + SERVICE
49	CONTACT INFORMATION

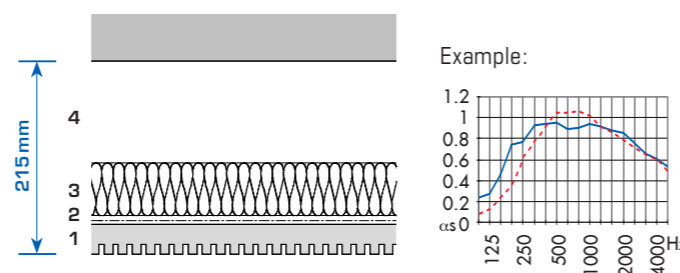
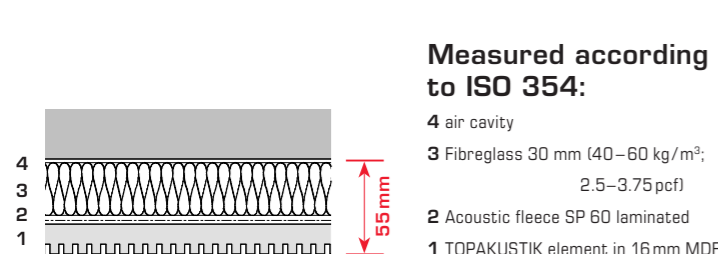
# TOPAKUSTIK®

The refined acoustic system for wall and ceiling finishes. Many different groove patterns are available. Narrow spaced grooves appear as a textured surface (6/2, 8/3, 9/2) – wider spaced grooves can be seen individually by the eyes (12/4, 13/3, 14/2, 19/2, 28/4). Thanks to the rear perforation pattern, the core panel remains structurally intact allowing for cutouts (programmed or field performed) to address penetrations required for lighting, HVAC and sprinkler systems.



Please note: Walls finished with lighter veneers (maple, birch) or lighter paint (white) can have a visually disturbing effect (flickering-Moiré Pattern) from the light to dark contrast from the face surface to the grooves. In these areas we recommend using the TOPAKUSTIK designs with 2mm wide groove e.g. type 9/2 or 14/2 or 19/2 and/or using darker veneers or darker paint colours to minimize this effect.

## THE ACOUSTIC SYSTEM



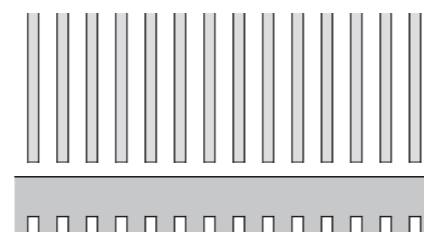
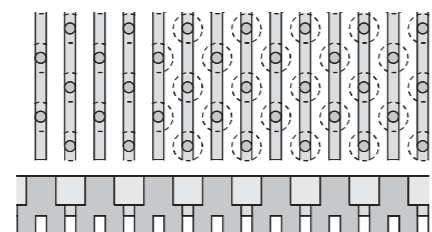
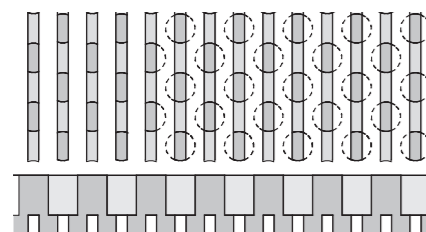
All TOPAKUSTIK types are available with M and T perforations on the rear. This makes it possible for acousticians to match the TOPAKUSTIK surface treatment with the required absorption. The absorption coefficients stated in this brochure were measured according to the ISO 354 standard and are set up as described above. Additional absorption coefficients with other cavity depths and other porous materials in the air cavity (e.g. only fleece, melamine resin foam, etc.) are listed in the TOPAKUSTIK/TOPPERFO sound absorption document.

The sound absorption of our products is measured in a reverberation room in accordance with DIN ISO 354:1985. This provides the α<sub>s</sub> (alpha) values either listed in tabular form or plotted on a chart. You can find such charts in the descriptions of the individual products. The α<sub>w</sub> value given in the table is the weighted sound absorption level that is calculated using a standardized method. The classification into Euroclasses A, B, C, D and E is calculated and derived from the α<sub>w</sub> value (A = highest absorption capacity). The NRC (noise reduction coefficient) is the value specified according to the US standard ASTM C423. Behind each α<sub>w</sub> value are the letters L, M and/or H to indicate if the sound absorption of the product is greater than 0.25 in a specific frequency range. L is for low or 250 Hz, M is for mid or 500 or 1000 Hz, and H is for high or 2000 or 4000 Hz.

**M-Perforation:** For absorption in the medium to high frequency range. TOPAKUSTIK products with M-Perforation are suited for applications in which the reverberation time is to be lowered across a broad frequency band.

**T-Perforation:** For absorption in the low to medium frequency range. The high absorption in the low-frequency range is based on the combination of small holes on the visible side and larger holes on the rear.

**Reflectors:** TOPAKUSTIK products can also be used as reflectors by eliminating the perforations on the rear surface. The absorption figures are then equivalent to those of a standard reflecting panel.




## DIMENSIONS AND MATERIALS



### Planks

Thanks to the precise tongue and groove connection, planks result in an attractive surface with a joint-free appearance, because the connecting joint matches the dimension of the grooves. The planks permit simple and flexible assembly. They can be installed by stapling to a timber batten or clamping to a T-bar with TOPAKUSTIK clips. (Assembly p. 26)

not fire rated D-s2,d0/CH RF 3			fire retardant B-s1,d0/CH RF 2			RESAP® Core non-flammable	
Paint 16 mm	Wood Veneer 17 mm	Melamine 16 mm	Paint 16 mm	Wood Veneer 17 mm	Melamine 16 mm	Paint 16 mm	Wood Veneer 17 mm
Standard = Matched to MDF Core Sizes							
2780 × 128	2780 × 128	2780 × 128	2780 × 128	2780 × 128	2780 × 128	2540 × 128	2540 × 128
				3640 × 128		3080 × 128	3080 × 128
4080 × 128	4080 × 128 depending wood	4080 × 128	4080 × 128	4080 × 128 depending wood	4080 × 128		
custom lengths are also available							



### Panels

Panels are used for removable or fixed ceilings and walls with visible joints. Panels can be provided with a number of different edges (p. 24) and are also suited for cabinet fronts and room dividers.

not fire rated D-s2,d0/CH RF 3			fire retardant B-s1,d0/CH RF 2			RESAP® Core non-flammable	
Paint 16 mm	Wood Veneer 17 mm	Melamine 16 mm	Paint 16 mm	Wood Veneer 17 mm	Melamine 16 mm	Paint 16 mm	Wood Veneer 17 mm
Standard = Matched to MDF Core Sizes							
2040 × 992/640	2040 × 992/640	2040 × 992/640	2040 × 992/640	2040 × 992/640	2040 × 992/640	1540 × 608	1540 × 608
2780 × 992/640	2780 × 992/640	2780 × 992/640	2780 × 992/640	2780 × 992/640	2780 × 992/640	2540 × 608	2540 × 608
				3640 × 608		3080 × 608	3080 × 608
4080 × 640	4080 × 640 depending wood	4080 × 640	4080 × 640	4080 × 640 depending wood	4080 × 640		
custom lengths are also available – Max width depends on raw panel, approx. 1200–1250 mm							

Fire category – more information page 20/21

page 22/23

Date 2022 – please check the current dimensions on [www.topakustik.ch](http://www.topakustik.ch)



**Interrupted grooves:** With panels, the grooves can be interrupted. The distance can be chosen as required.

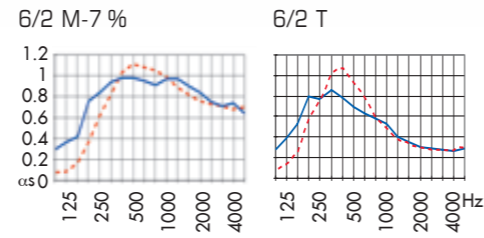

TOP(A)K(U)S(T)I(K)<sup>®</sup>

NARROW GROOVING  
CENTER-TO-CENTER  
DISTANCE = 8mm or 10.66mm

This grooving is less «visible» as the interaction of light and shadow occurs regularly due to the close spacing of the grooves, thus creating a 2-dimensional effect. The narrow grooves require perfect assembly, as even the smallest differences in the surface are visible.

See page 5 for dimensions and materials  
See page 22/23 for surfaces

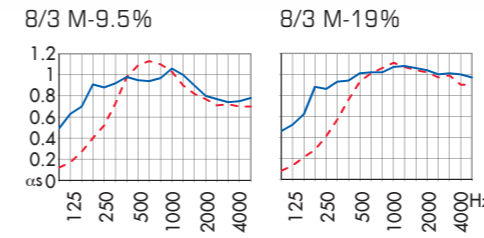
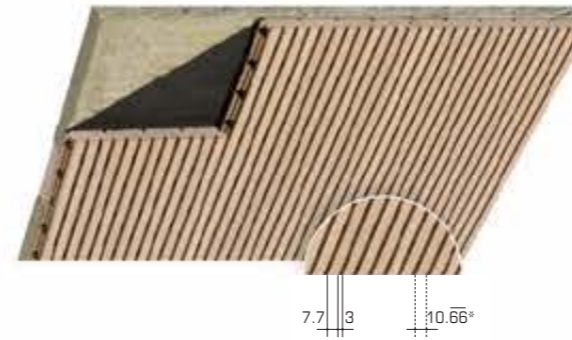
Type 6/2 M or T



TOTAL THICKNESS  
— ≈ 215 mm  
- - - ≈ 55 mm  
More information Page 4

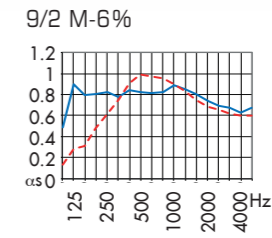

αw	Euro	NRC	αw	Euro	NRC
0.85 M	B	0.90	0.40 LM	D	0.55
0.80 M	B	0.85	0.40 LM	D	0.60

Type 8/3 M



αw	Euro	NRC	αw	Euro	NRC
0.85 L	B	0.90	1.00	A	1.00
0.8 M	B	0.85	0.7 MH	C	0.85

Type 9/2 M



αw	Euro	NRC
0.80	B	0.80
0.75	C	0.80

Type 8/3 + 9/2:  
please respect  
10.66mm for  
planning

1 LVM, Münster DE – Architect: HPP Düsseldorf, DE – Photo: HGEsch/Henef, Blankenberg DE 2 Pilatus Businesscenter, CH 3 AVM Computersysteme, Berlin DE – Architect: Trucks

Architekten, Berlin DE



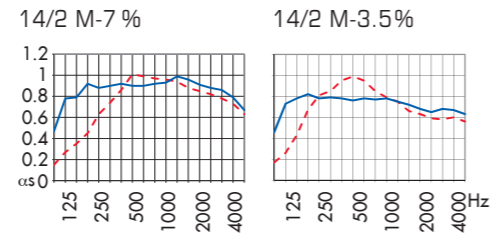

TOP(A)K(U)S(T)I(K)<sup>®</sup>

MEDIUM-SIZED  
GROOVING  
CENTER-TO-CENTER  
DISTANCE = 16 mm

The most popular TOPAKUSTIK types. High sound absorption combined with easy assembly. The grooving is visible even from a long distance.

See page 5 for dimensions and materials  
See page 22/23 for surfaces


Type 14/2 M



TOTAL THICKNESS  
— ≈ 215 mm  
- - - ≈ 55 mm  
More information Page 4

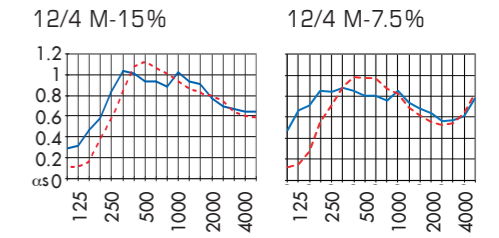
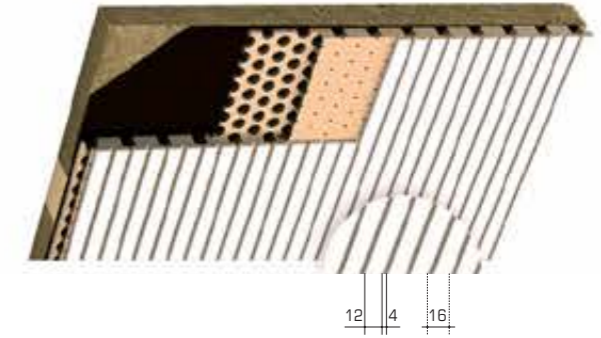
$\alpha_w$	Euro	NRC	$\alpha_w$	Euro	NRC
0.90	A	0.90	0.75L	C	0.75
0.85	B	0.85	0.65LM	C	0.80

Type 13/3 M or T



$\alpha_w$	Euro	NRC	$\alpha_w$	Euro	NRC	$\alpha_w$	Euro	NRC
0.90	A	0.90	0.65L	C	0.70	0.35LM	D	0.55
0.85	B	0.85	0.60LM	C	0.75	0.35LM	D	0.60

Type 12/4 M



TOTAL THICKNESS  
— ≈ 245 mm  
- - - ≈ 95 mm  
More information Page 4

$\alpha_w$	Euro	NRC	$\alpha_w$	Euro	NRC
0.80M	B	0.85	0.75L	C	0.80
0.80	B	0.90	0.65LM	C	0.75

4 AWZ, Kleindöttingen CH – Architect: Birchmeier Uhlmann Architekten, Zürich ZH – Photo: Sibylle Kathriner Fotografie, Stans CH 5 Alfred Wegener Institut, Bremerhaven DE – Architect:

Westphal Architekten, Bremen DE – Photo: Anke Müllerklein, Hamburg DE 6 Hôpital Leon Bérard, Lyon



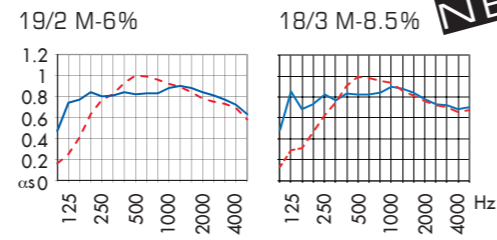

TOP(A)K(U)S(T)I(K)<sup>®</sup>

WIDE GROOVING  
CENTER-TO-CENTER  
DISTANCE = 21.3 or 32 mm

These grooves are the ideal solution for standard absorption requirements. As with all centre-to-centre distances, the wide grooving comes with 2 mm, 3 mm and 4 mm groove, as laid out in this and page 11.

See page 5 for dimensions and materials  
See page 22/23 for surfaces

Type 19/2 M & 18/3 M

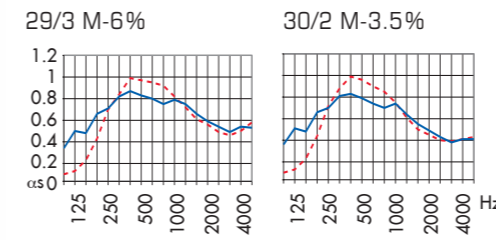



Type 19/2 + 18/3:  
please respect  
21.33 mm\* for  
planning

TOTAL THICKNESS  
— ≈ 215 mm  
- - - ≈ 55 mm  
More information Page 4

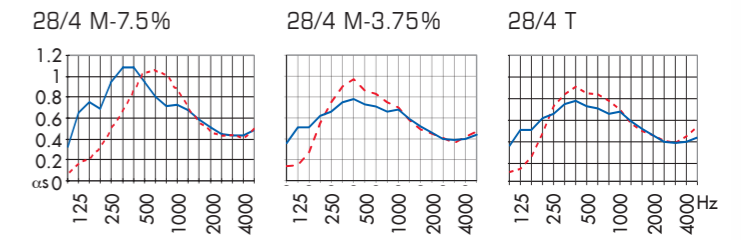

α <sub>w</sub>	Euro	NRC	α <sub>w</sub>	Euro	NRC
0.85	B	0.80	0.80	B	0.85
0.80	B	0.85	0.80	B	0.85

Type 29/3 M & 30/2 M



α <sub>w</sub>	Euro	NRC	α <sub>w</sub>	Euro	NRC
0.65L	C	0.75	0.55LM	D	0.70
0.60LM	C	0.75	0.50LM	D	0.70

Type 28/4 M or T



α <sub>w</sub>	Euro	NRC	α <sub>w</sub>	Euro	NRC	α <sub>w</sub>	Euro	NRC
0.55LM	D	0.80	0.5LM	D	0.65	0.25LM	E	0.40
0.55M	D	0.70	0.5LM	D	0.70	0.25LM	E	0.50

7 Landratsamt Ostallgäu, Marktberdorf DE – Architect: Stadtmüller.Burkhardt.Graf Architekten GbR, Kaufbeuren DE – Photo: Klein & Schneider GbR, Mindelheim DE 8 University of Sydney AU –

Architect: Kannfinch, Sydney AU – Photo: Euroline Pty Ltd., Auburn AU 9 Wheaton High School, USA – Architect: Grimm + Parkins Architects, USA – Photo: Kevin Burns, USA



## COMPOSING A MASTERPIECE

Should you require each panel to be a different shape or a standard solution is preferred – we can manufacture both. For products that are easier to use such as our TOPAKUSTIK planks, you can decide how the surface will look. You can choose any RAL/NCS colour, any commercially available wood veneer or perhaps you prefer a decorative melamine resin finish, with many being available. Whatever your choice, we'll be delighted to play our part in composing your «MASTERPIECE».



*Aviva HQ, St. Helens Tower, London GB  
Architect: TTSP Archi. + Design, London GB – Photo: Nick Guttridge, London GB  
Product: TOPAKUSTIK Planks 14/2 M-7%*

This auditorium is naturally dominated by the gigantic screen that extends across its entire front. But all the other walls are covered with TOPAKUSTIK planks to ensure that the acoustics are perfect! Another benefit: the warmth emanated by the genuine wood veneer provides a pleasant counterbalance to the otherwise cool interior.







# TOPAKUSTIK Line **NEW!**

## SOUND ABSORPTION NEWLY DESIGNED


- A completely new concept giving ornamental designs instead of perforations or grooving
- Virtually limitless individualisation through almost any design on nearly any surface

## STARTING COLLECTION FOR 2022

We have chosen 16 different pattern (or designs) for our 2022 starting collection. On our website, you can find these designs in the four surfaces oak, white, grey and beige for convenient comparison – each surface gives the pattern a different finish. We are continuously adding new designs to our collection.

## EXCELLENT PRODUCT DESIGN

The Red Dot Design Award is one of the world's largest design competitions. The products submitted are evaluated and awarded by a renowned jury of around 50 international experts. TOPAKUSTIK Line is the winner of the highest distinction in the competition, the «Best of the Best 2021». Statement by the Jury: TOPAKUSTIK has emerged with an entirely new aesthetic for sound-absorbing wall and ceiling finishes. The idea of using diverse graphic ornaments to aestheticise this area opens up ample freedom for individualisation in interior design. The underlying concept is impressive in its logic as well as its high-quality implementation. It removes the anonymous appearance of acoustic panels by introducing visually enticing qualities.



## SURFACES

- Wood Veneer**  
all types of wood veneer (light veneers must be sampled)
- Paint**  
all except white and very light colours (after consultation)
- Melamine**  
our eco-Collection 2.0 (only with MDF) HPL coating on request

## CORE MATERIAL

- MDF 16 mm standard D-s2,d0 and fire retardant B-s1,d0
- RESAP® 16 mm (without melamine)
- 3-layer White Fir 16 mm

## FORMATS

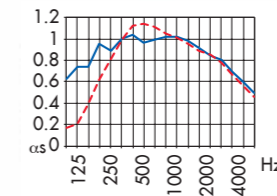
- max. 4000 x 1280 mm

Panel dimensions are dependent on the repeated design in horizontal and vertical direction, which are assigned to each of the different designs.

## TOPAKUSTIK LINE PLUS

Micro-perforation can be added to the complete surface of each of the 16 patterns. This increases the sound absorption values to those for our TOPPERFO Micro.

2/2/0.5




α <sub>w</sub>	Euro	NRC
0.80 L	B	0.95
0.75 LM	C	0.95

TOTAL THICKNESS  
— ca. 226 mm  
- - - ca. 66 mm  
MW 40mm



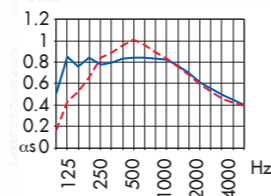
## CREATE YOUR OWN DESIGN

If you can't find the right one, you can easily create your own! Send us your DXF file – we will be happy to check it out! Soon you'll have your very own sound-absorbing wall or ceiling cladding.


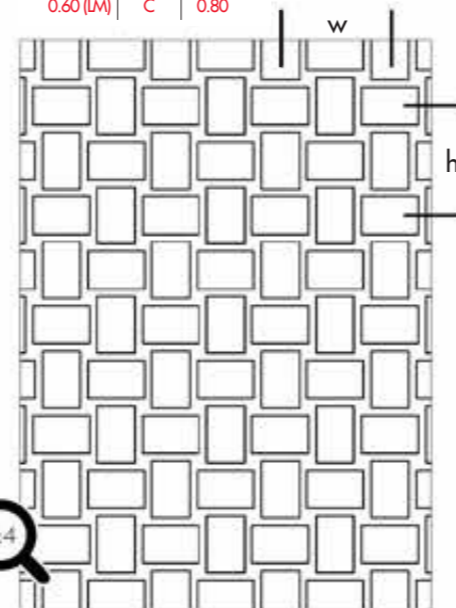


### LINE 2112

Rep. Pattern w = 58 mm  
h = 58 mm

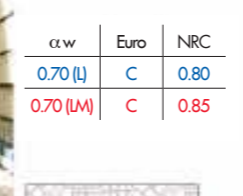


α <sub>w</sub>	Euro	NRC
0.60 (LM)	C	0.75
0.60 (LM)	C	0.80



### LINE 2110

Rep. Pattern w = 236.68 mm  
h = 236.68 mm

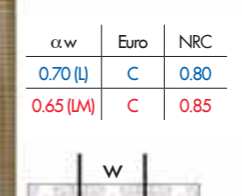


α <sub>w</sub>	Euro	NRC
0.70 (L)	C	0.80
0.70 (LM)	C	0.85



### LINE 2121

Rep. Pattern w = 140 mm  
h = 192 mm

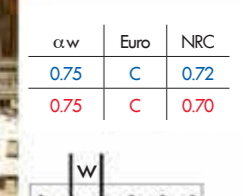


α <sub>w</sub>	Euro	NRC
0.70 (L)	C	0.80
0.65 (LM)	C	0.85

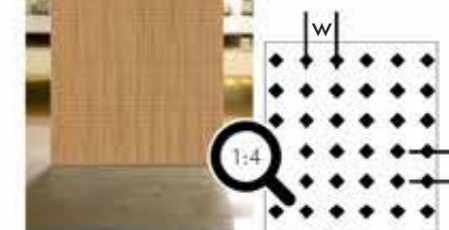


### LINE 2113

Rep. Pattern w = 16 mm  
h = 16 mm




α <sub>w</sub>	Euro	NRC
0.75	C	0.72
0.75	C	0.70



### LINE 2111

Rep. Pattern w = 50 mm  
h = 20 mm

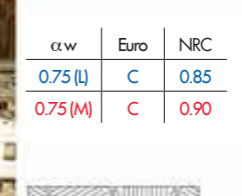


α <sub>w</sub>	Euro	NRC
0.50 (LM)	D	0.70
0.50 (LM)	D	0.75



### LINE 2115

Rep. Pattern w = 202.50 mm  
h = 116.913 mm



α <sub>w</sub>	Euro	NRC
0.75 (L)	C	0.85
0.75 (M)	C	0.90



10 more designs in our flyer or on the homepage

TOP(A)K(U)S(T)I(K)<sup>®</sup>

ARIA-PLUS

The perforation is barely visible thanks to the deep grooving and the black MDF board. The grooves create the effect of individual bars. ARIA-Plus is available in knotty spruce or finger-jointed silver fir.

	Size of core	Planks
Spruce Hardwood	4080 x 2050 x 20 mm	ideal = 4080 x 128 x 20 mm
White Fir-finger-jointed		

Sound absorption data acc. to ISO 354  
with acoustic fleece and Mineral wool 30mm (60 kg/m<sup>3</sup>)

TOPAKUSTIK	Lame	Panels*	Total thickness ≈ 215 mm			Total thickness ≈ 55 mm		
			alpha w	Euro	NRC	alpha w	Euro	NRC
12/4 M	15.0%	X	0.80	B	0.90	0.80 M	B	0.85
28/4 M	7.5%	X	0.55 LM	D	0.80	0.55 M	D	0.70
RL3 M	7.4%	X	0.80 LM	B	0.80	0.75	C	0.80
RL4 M	9.4%	X	0.80	B	0.80	0.80	B	0.85

\*Panels can only be produced for absolutely symmetrical products (stability)



White Fir, finger-jointed-picture shows 65 x 15 cm



Spruce Hardwood-picture shows 65 x 15 cm

13 Living room, Gonten CH - Architect and Photo: Roland Koch Innenarchitektur, Gonten CH

14 Pan Zentrum, Berlin DE - Architect: Parmakerli-Fountis Gesellschaft von Architekten mbH,



TOP(A)K(U)S(T)I(K)<sup>®</sup> + TOP(P)E(R)F(O)<sup>®</sup>

ARIA-PURE

ARIA-Pure means silver fir through and through! We have the finger-jointed 3-layer silver fir plywood in stock in two 16 mm-thick formats.

	Size of core	Planks	Panels
White Fir-finger-jointed	4080 x 2050 mm	ideal = 4080 x 128 mm	ideal = 2020 x 640 mm
	5000 x 2050 mm	ideal = 2480 x 128 mm	ideal = 2490 x 640 mm

Sound absorption data acc. to ISO 354  
with acoustic fleece and Mineral wool 30mm (60 kg/m<sup>3</sup>)

TOPAKUSTIK	Planks	Panels*	Total thickness ≈ 215 mm			Total thickness ≈ 55 mm		
			alpha w	Euro	NRC	alpha w	Euro	NRC
12/4 M	15.0%	X	0.80	B	0.90	0.80 M	B	0.85
28/4 M	7.5%	X	0.55 LM	D	0.80	0.55 M	D	0.70
RL3 M	7.4%	X	0.80 LM	B	0.80	0.75	C	0.80
RL4 M	9.4%	X	0.80	B	0.80	0.80	B	0.85
13.5/2.5 M	9.5%	X	0.90	A	0.90	0.85	B	0.85
18.5/2.5 M 3D	7.3%	X	0.80	B	0.85	0.75 M	C	0.80

TOPPERFO								
Micro 2/2/0.5		X	0.60 LM	C	0.75	0.60 LM	C	0.80
Micro 1.8/1.8/0.5		X	0.65 L	C	0.80	0.65 LM	C	0.85
16/16/6	11.0%	X	0.50 LM	D	0.80	0.50 M	D	0.75
16/16/8	19.6%	X	0.75 LM	C	0.90	0.70 M	C	0.80
16/16/10	31.0%	X	0.95	A	0.95	0.90	A	0.90

\*Panels can only be produced for absolutely symmetrical products (stability)



Type 18.5/2.5 M with 3D-Surface

Kleinmachnow DE - Photo: Allard van der Hoek, Amsterdam NL

15 Gotthard Autobahn Raststätte, Erstfeld CH - Architect: architektur lischer partner ag, Luzern - Photo: Roger Frei, Zürich



## MEDIUM DENSITY FIBREBOARD (MDF)

TOPAKUSTIK and TOPPERFO products are manufactured from medium density fibreboard (MDF) as a standard. Thanks to the homogeneous structure, MDF is well suited for this application. MDF panels are produced from soft and hard wood fibers with added binding agents. Only panels meeting the international emission values E1 are processed. Panels are also available in No added Formaldehyde and FSC certified upon request.

### FIRE STABILITY ACCORDING TO EUROCLASS EN 13501-1



TOPAKUSTIK and TOPPERFO have successfully passed extensive tests in accordance with Euroclass EN 13501-1 and are classified as follows in the flame-retardant specification: **B-s1,d0**

Table of Classification			
CH	DIN	EN	US
RF 1	A1	A1-s1,d0	A
RF 1	A2	A2-s1,d0	A
RF 2	B1	B-s2,d0	A
RF 3	B2	D-s2,d0	C

as an indication

US classifications according to ASTM E84 standard

#### This code comprises the following value:

- B little or no contribution to the spread of fire
- s1 little or insignificant smoke emission
- d0 no flammable particles or drops in the event of a fire

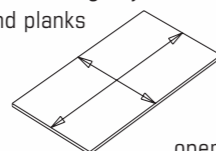
#### The system is broken down into the following categories:

- A1 no contribution to the spread of fire
- A2 no significant contribution to the spread of fire
- B little or no contribution to the spread of fire
- C limited contribution to the spread of fire
- D contributor to the spread of fire
- E major contributor to the spread of fire

### EXPANSION AND CONTRACTION OF THE CORE MATERIALS:

Wooden materials are hygroscopic and have a balancing effect on the relative humidity of the room. Changing room humidity also causes the shrinkage and expansion of wooden materials.

In air conditioned rooms the panel and plank dimensions can change by +/- 1 mm per 1000 mm. In non air conditioned rooms this can increase to +/- 2 mm per 1000 mm. Therefore panels and planks should be separated with joints of 3 mm to 6 mm depending on their size.



**Acclimatise:**  
The installation should only be done when the normal operating humidity and temperature conditions are in place. The elements are to be acclimatised inside the installation room 3-4 days before installation. Take care elements are exposed evenly to the room air. For more detailed information, please consult the «guidelines for TOPAKUSTIK and TOPPERFO» in the installation manual.

### CONTENT OF UREA-FORMALDEHYDE

We only use class E05 panels or panels glued without any addition of urea formaldehyde whatsoever. An overview of the panels we use is provided here.

Finish	No add. urea formaldehyde	Class E05
Veneered	On request	Products
Colour or white lacquered	Standard products	Special products
Eco (melamine finish)	Standard products	Special products

All US Products are ordered as No-Added Formaldehyde as a Standard.



TOPAKUSTIK, with MDF fibreboard bonded without formaldehyde, has been examined for volatile pollutants as per ISO 1600: it was awarded the best possible classification (A+).



## SPECIAL CORE PANELS

TOPAKUSTIK and TOPPERFO can also be manufactured from other standard core panels. These can be broken down according to requirements with regard to

- Behaviour in fire
- Appearance, e.g. special surface or panel design
- Special properties with regard to stability or moisture

## RESAP®

RESAP® is a non-flammable panel (EN A1-s1, d0/DIN A1/CH RF 1) made from natural gypsum and recycled cellulose fibres.



Painted panels: homogenous design – surface and edges can be finished for seamless transition. The RESAP-Plus version is recommended for a largely non-porous coat of paint.



Veneered panels: The light-brown/beige colouring of the panel is visible in the grooves or perforations and in combination with oak, beech or light veneers gives a high-quality appearance.

### OVERVIEW OF SPECIAL CORE PANELS

Core Material designation	Fire category DIN (CH)	Suitable for humid rooms				Basic sizes of core materials	Maximum expansion due to humidity increase for 1000 mm length in air conditioning
RESAP®	A1 (RF 1) EN A1-s1,d0	-	+	+	-	3100 x 1260 2560 x 1260	0.4 mm/1 m = 0.4%
3-layer ARIA	B2 (RF 3)	~	-	~	-	page 18 / 19	
Cement	A2 (RF 1)	+	-		-	2600/3100 x 1250	0.8 mm/1 m = 0.8%
Particle board	B2 (RF 3)	-				DIV	0.8 mm/1 m = 0.8%
Flakeboard OSB	B2 (RF 3)	~	-		-	DIV	0.8 mm/1 m = 0.8%
Forex	B1 (RF 2)	+	-		-	3050 x 1220	
Plywood	B2 (RF 3)	~	+		-	DIV	0.8 mm/1 m = 0.8%

Legend:  
- unsuited  
+ well suited  
 upon request  
~ conditionally suited, take differences in colour in untreated panels into account  
DIV various further formats, please inquire.

Explanations:  
 Wood veneer p. 22  
 Paint p. 23  
 Melamine p. 23

### FOR EXAMPLE: BLACK MDF



Black or coloured MDF core boards offer many interesting possibilities. They contrast well with both painted and wood veneer TOPAKUSTIK planks or panels.

When the core is the finish: All of the core panels are industrially manufactured. Colour differences, even within one production batch, cannot be avoided. The application of a topcoat can make these differences even more apparent.



## WOOD VENEERED SURFACES:

The TOPAKUSTIK products are veneered in all customary types of wood. The veneer are processed individually for each order. This helps to obtain the most even appearance possible for colour and pattern. Furthermore, the veneer appearance is influenced by the cut and the composition of the veneers. Since wood is a natural product, the matching of the veneer must be done in connection with each individual order.



Oak Europe    Knotty Oak    Oak Optic ST2002    Maple US    Birch    Ash



am. Nut Tree/Walnut    Cherry US

... and many other types of wood. You can use our configurator to choose your veneer and perforation. The effect can be seen immediately. See [www.topakustik.com](http://www.topakustik.com)



Collection 20-9 ( subject to a nominal charge )  
20 coloured natural wood veneer and 9 Natural wood veneer



Quarter cut + half crown cut    Random matched    Quarter cut slip matched    Quarter cut book matched    Crown cut slip matched    Crown cut book matched

**Advantage:** uniform impression for whole project

**Disadvantage:** not uniform impression for whole project

### Different lengths of planks and panels:

The choice of the veneers is tailored to the length of the plank or panel. Different veneers may be used for various lengths. If the entire project needs to be manufactured using the same veneer, that needs to be specified as a condition.

### Rift veneers (sliced veneers or true quarters) on panels:

joining rift veneers on the bias is not advisable with certain types of wood such as maple or cherry as the appearance of the veneers becomes striped. We recommend random match veneering = our 'Random matched' range.

## VARNISH:

A high quality, clear, flat varnish is provided on all orders unless otherwise specified. Light kinds of wood such as maple or birch are varnished with a slight lightening effect as a matter of principle.

- NM = natural, gloss varnish
- AM = lightening, gloss varnish



## PAINT SURFACES

Matching is available for any manufacturer's colour specification (RAL/NCS/...). The application is done with the latest generation spray robotics, providing a guaranteed even application. Due to the grooves and perforations of the products, the colour appearance is different from that on smooth surfaces. If TOPAKUSTIK products are finished by the client, please remember that an even paint application, even in the grooves, is absolutely necessary for a good final result.



The advantage of painted surfaces is that the grooves are also the same colour.



White coating in MDF-eco melamine gives the grooves greater prominence.



## MELAMINE (eco)

Details for eco:

- 12 different cutting-edge Decors
- All panels are classified as no added urea formaldehyde NAUF
- Short delivery times, all decors in stock NH
- Both fire classes available D-s2,d0 (B2) and B-s1,d0 (B1)
- FSC mix possible on request (depending on quantity)

**eco basic:** 4100 x 2070 mm    5600 x 2070 mm



Oak M3280 NTL    Maple M2106 SMA    Beech M3247 SMA



Ash M3965 NTL    White B3002 LP    Silver L4068 LP

**eco extra:** 4100 x 2070 mm



Cherry M760 SMA    Walnut M4462 SMA



Acacia M4451 NTL    Oak Rustic M6263 NTL

**eco stone:** 5600 x 2070 mm **NEW!**



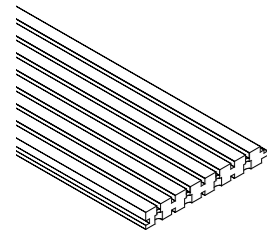
Concrete F2204 STU    Oxyde F2195 STU



**eco eco plus collection:** Further melamine finishes for quantities above 150 m<sup>2</sup> upon request.

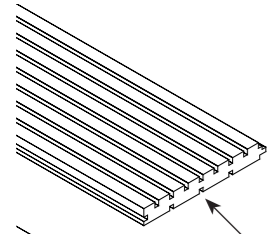
**HPL coating:** All customary HPL laminate coatings are possible. Contact the factory for details.

## EDGES

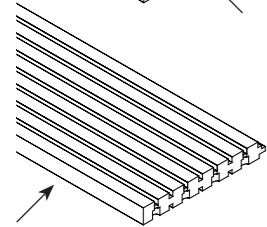


TOPAKUSTIK-planks edge details:

Longitudinal edges with tongue and groove.  
If requested an extra groove can be inserted for fitting with a mounting clip.  
Transverse edges are cut industrially and at a 90 degree angle. When planks of multiple lengths are requested, the perforations are visible on the front edge.



If requested, perforations on the transverse edges are set back. Edge varnished.  
The rear stress relief grooves are necessary for stability and are visible.



If requested, the first and last plank may have a visible edge without tongue or groove.  
It may also be veneered or painted.

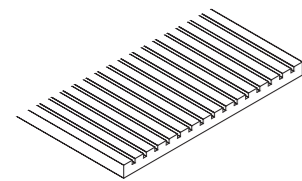
### Product tolerances

**Planks:** the front edges of TOPAKUSTIK planks are supplied with a industrial 90 degree angle cut as a standard. The length tolerance amounts to +/- 3mm. If requested, the planks can be supplied to a «fixed» dimension with a reduced tolerance of approx. +/- 0.25mm per m<sup>1</sup>. This is only recommended for lengths shorter than 2m because of the potential for greater expansion and contraction of core materials.

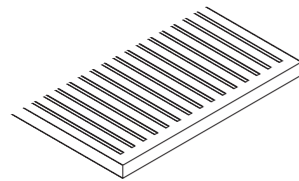
**Panels:** TOPAKUSTIK panels are produced on computer controlled machinery with tolerances of +/- 0.5mm per m<sup>1</sup>.

TOPAKUSTIK products are delivered with small tolerances as above. By grooving and perforating, the surface area is increased by a factor of two or three, depending on the design. Therefore TOPAKUSTIK products can react quickly to varying humidity and temperature conditions. Size differences can occur before installation caused by expansion and contraction of core materials during storage and acclimatization. (> page 20)

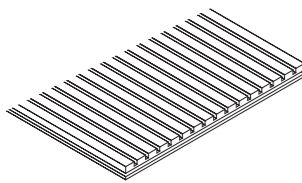
TOPAKUSTIK-Panels edge details:



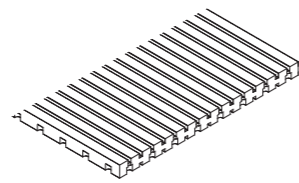
Visible edge, perforation set back  
(Edge finished in coloured paint version!)



Groove interrupted at edge

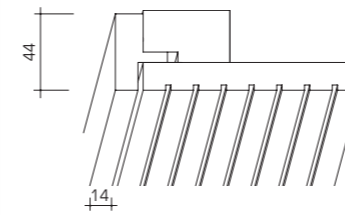


Female rabbet joint 4 mm deep for a spline joint

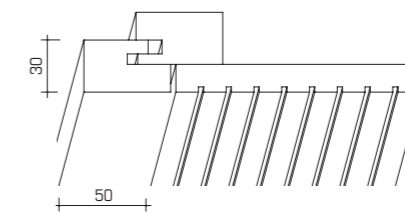


For blind edges, perforations are visible

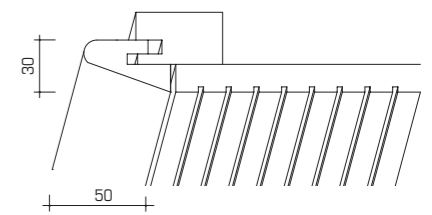
## CEILING FINISHES FOR PLANKS + PANELS



Edge Moulding Type 1

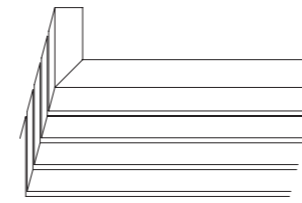


Edge Moulding Type 2

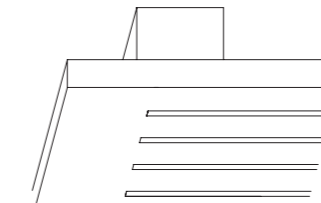


Edge Moulding Type 3

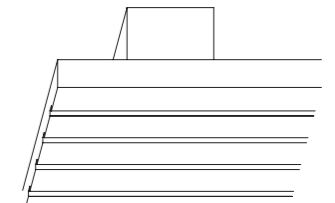
## CEILING FINISHES FOR PANELS



Mitre Type 10



Visible Edge with Grooves set back Type 11




Visible Edge with continuous grooves Type 12

## CUTOUTS



On site or factory cut

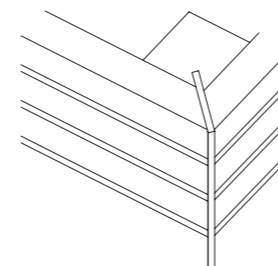


Produced with interrupted grooves

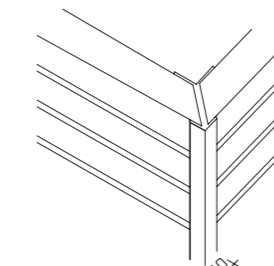


Inserts for planks  
128 / 256 / 384 mm

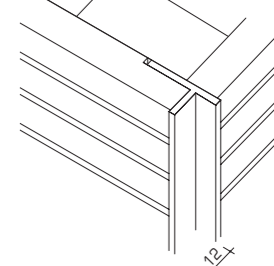
## WALL CORNERS AND TERMINATIONS



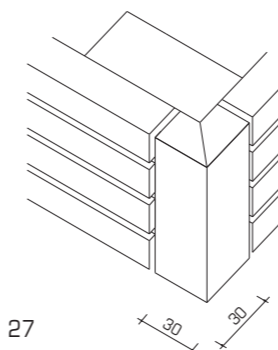
Type 21 (Alu elox. nat. 35·3mm)



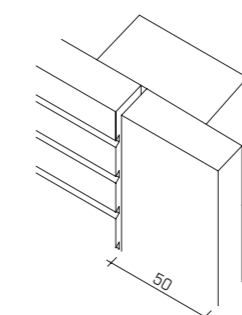
Type 22 (Alu elox. nat. 10mm)



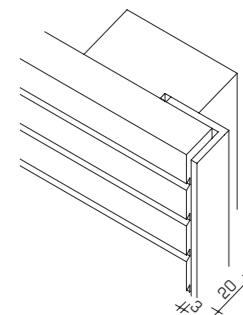
Type 23 (Alu elox. nat. 12mm)



Type 27



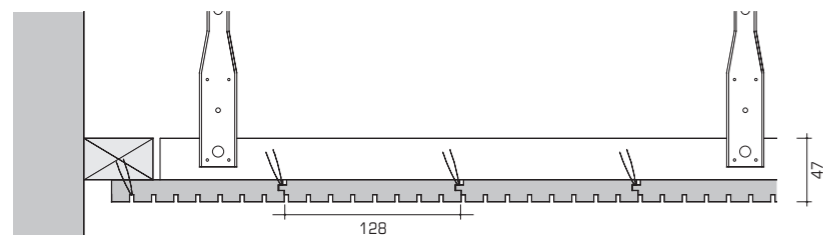
Type 25



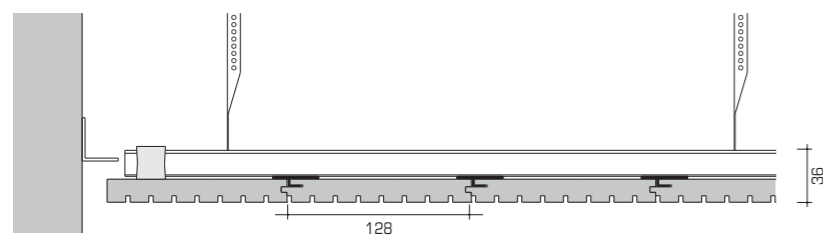
Type 26 (Alu elox. nat. 30·20·3mm)

## MOUNTING OF TOPAKUSTIK PLANKS

Planks are manufactured with a precise large notch finger joint, which permits a plain ceiling design. However, individual planks or joints may be visible, in particular if dark colours or shiny varnishes are used. The planks are installed without dilation joint, which is only possible because of the narrow plank width of «just» 128mm. However, it is mandatory to observe the installation rules regarding room climate – see page 20!



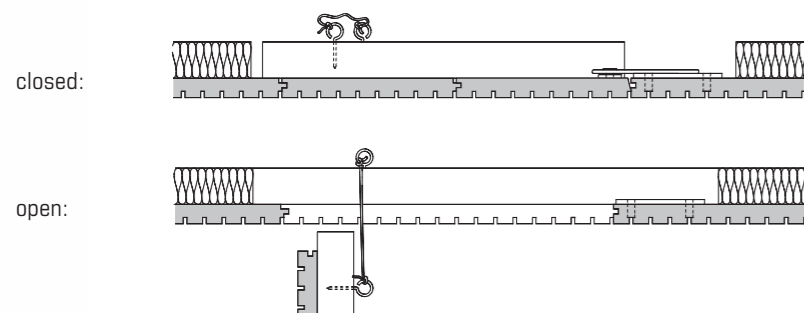
**Mounting on wooden Battens:** The TOPAKUSTIK planks are installed like conventional tongue and groove planks. It is important that compressed air pressure used for the nailing or stapling gun is set precisely, so the staples do not protrude in the groove or penetrate too deeply.



**Mounting on Metal Ceiling Grids:** The TOPAKUSTIK plank is fitted to the suspended H-bar rail with special «twist on» mounting clips. This form of assembly is ideal for non-flammable ceiling finishes.

Narrow grooving (Typ 6/2, 8/3, 9/2) is not suitable for this system

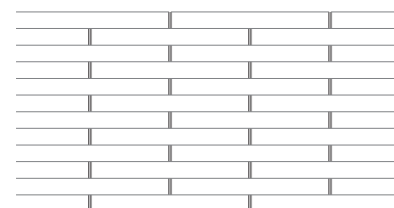
### ACCESS PANEL




### LAYOUT

**Offset joints:** The installation with offset joints permits a slight material expansion without it becoming visible. In combination with joint widths of about 3mm, a clear and tidy joint appearance results.


English



Serrated



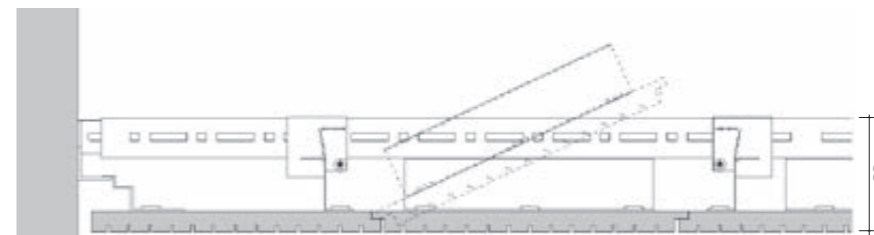
Random



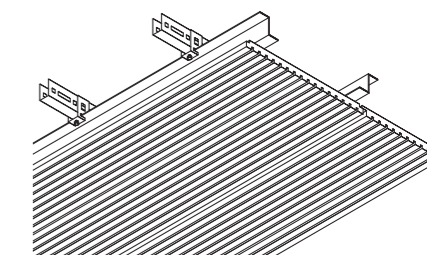
... for more information see installation manual!

## MOUNTING OF TOPAKUSTIK-PANELS

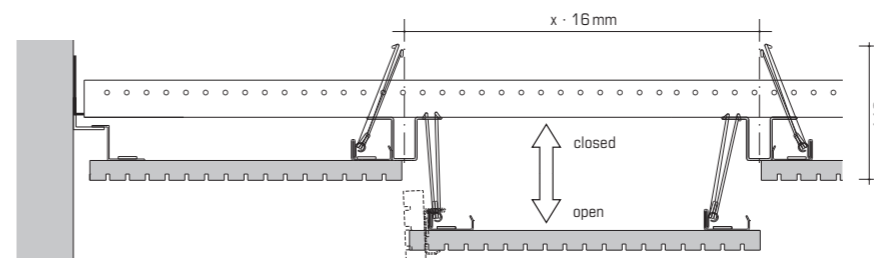
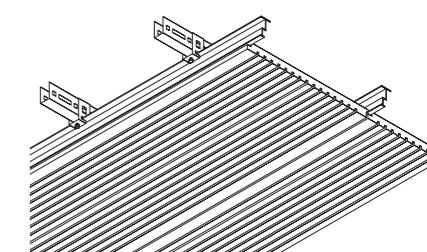
Joints have two functions: Absorbing material dilatation and allowing panels to be demounted. Panel joints for this reason can not be hidden in copying the width of the grooves to the joints of panels. As a general rule we recommend adding 2mm to the grooving. For example, for 2 mm grooves (14/2 or 19/2...) this means: 2 + 2 mm results in a joint of 4 mm. It is extremely important to observe the installation rules regarding room climate – see page 20!



**Z-System:** Every other panel is inserted and can easily be removed by lifting. This system is suitable for all ceilings. Recommended planning width of panels (axe) = 642 mm Panel joints = width of grooves + 2 mm (e.g., 14/2 = 2 + 2 = joint 4 mm)

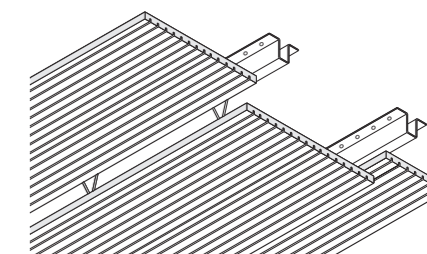


**G-System:** Each panel is easy to remove by lifting. Recommended planning width of panels (axe) = 642 mm Panel joints = width of grooves + 2 mm (e.g., 14/2 = 2 + 2 = joint 4 mm)



**S11:** Each panel is easy to remove. Recommended width of panel 640 mm incl. joint\* (multiple of 16 mm) \* Panel joints : appr. double width of grooves (2 = 4, 3 = 5, 4 = 6 mm) Max. panel length = 2510 mm


Narrow grooving (Type 6/2, 8/3, 9/2) is not suitable for the system S11



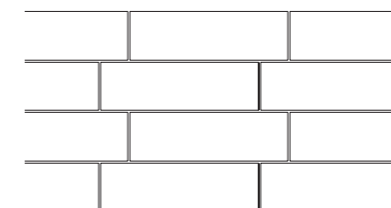
### LAYOUT

**Offset joints:** The installation with offset joints permits a slight material expansion without it becoming visible. In combination with joint widths of about 3mm, a clear and tidy joint appearance results.


English



Serrated



Parallel – Not recommended for G-System



## ... SMALLER AND SMALLER!

For a long time, high sound absorption was equated with large open areas that also entailed large perforations. However, architects and designers wanted, and still want, to make the perforations less visible. Following the launch of our TOPPERFO-T and TOPPERFO-Clou products with smaller perforations, we have now achieved hole diameters of a mere 0.5 mm or even 0.3 mm with our TOPPERFO-Micro range. In other words, the circle has been squared: small perforations and high sound absorption combined in one and the same product!



*Living room, Küsnacht am Zürichsee CH  
Architect: Sybille Cartier Vogt, Erlenbach – Photo: Sibylle Kathriner Fotografie, Stans  
Product: TOPPERFO-Micro 2/2/0.5, white lacquered*

The ceiling cladding in this family home on Lake Zurich exudes cool elegance. The neutral ceiling surface enhances the tasteful decor rather than competing with it. The functioning of the room acoustics is virtually invisible.






# TOP)P)E)R)F)O)®

TOPPERFO are perforated acoustic panels tailor made specifically for each project. Various panel sizes and hole diameters are available for selection. TOPPERFO-Micro and TOPPERFO-Clou, developed by NH, are discrete in their appearance and simultaneously very effective in sound absorption thanks to the small hole diameters. TOPPERFO panels can be provided with various edge designs.


Large perforation diameters may be problematic due to the strong light and dark contrast > risk of flickering!  
 Recommendation: use fine perforations for wall panels (TOPPERFO-T, -Clou or -Micro).




## THE ACOUSTIC SYSTEM

All TOPPERFO types are available with M and T perforations on the rear. This makes it possible for acousticians to match the TOPPERFO surface treatment with the required absorption. The absorption coefficients stated in this brochure were measured according to the ISO 354 standard as described previously. Additional absorption coefficients with other porous materials in the air cavity (e.g. only fleece, melamine resin foam, fiber-glass, etc.) are listed in the TOPAKUSTIK/TOPPERFO sound absorption document.


**Micro Perforation** delivers convincingly high sound absorption – but it can't be seen! The core panel is fully perforated and the covering, veneer or coating material is micro-perforated. TOPPERFO-Micro is suitable for almost all areas, except for outdoor applications.



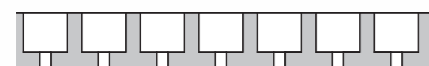
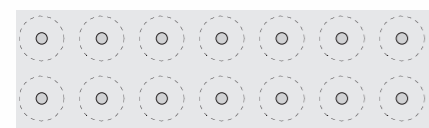
**Clou Perforation** in core panels with normal flammability. Developed on the basis of T-Perforation, our Clou Perforation product features even smaller bore diameters, starting at 1.2 mm. The sound energy is channelled through four bores on the visible side into one larger bore on the rear side. Materials other than MDF can also be used for core panels.




**Clou Perforation** in low-flammability or non-flammable core panels. The bore on the rear side is replaced by a groove that has a slight influence on the absorption values – note the measurements. The perforation on the visible side remains the same on low-flammability panels; the minimum diameter for non-flammable core panels is 2 mm.




**T-Perforation:** For absorption in the low to medium frequency range. The absorption in the low-frequency range is based on the combination of small diameter holes on the visible side and larger diameter holes on the rear. The small perforations present an aesthetic surface suited for wall finishes.



**M-Perforation:** For absorption in the medium to high frequency range. The absorption depends on the percentage open area, the depth of the rear air cavity between the acoustic elements and the ceiling or wall and the porous absorption in the cavity.



**Reflector:** TOPPERFO products can also be used as reflectors by eliminating the perforations on the rear surface. The absorption figures are then equivalent to those of a standard reflecting panel.



## DIMENSIONS AND MATERIALS



PANELS (Planks see page 34)

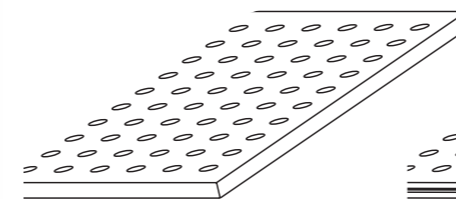
not fire rated D-s2,d0/CH RF 3			fire retardant B-s1,d0/CH RF 2			RESAP® Core non-flammable	
Paint 16 mm	Wood Veneer 17 mm	Melamine 16 mm	Paint 16 mm	Wood Veneer 17 mm	Melamine 16 mm	Paint 16 mm	Wood Veneer 17 mm
Standard = Matched to MDF Core Sizes							
2040 × 992/640	2040 × 992/640	2040 × 992/640	2040 × 992/640	2040 × 992/640	2040 × 992/640	1540 × 608	1540 × 608
2780 × 992/640	2780 × 992/640	2780 × 992/640	2780 × 992/640	2780 × 992/640	2780 × 992/640	2540 × 608	2540 × 608
				3640 × 608		3080 × 608	3080 × 608
4080 × 640	4080 × 640 depending wood	4080 × 640	4080 × 640	4080 × 640 depending wood	4080 × 640		
custom lengths are also available – Max width depends on raw panel, approx. 1200–1250 mm							

Date 2022 – please check the current dimensions on [www.topakustik.com](http://www.topakustik.com)

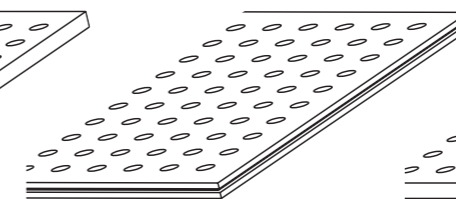
Fire category – more information page 20/21

page 22/23

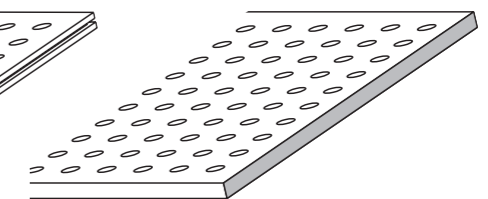
## EDGES



Clean cut



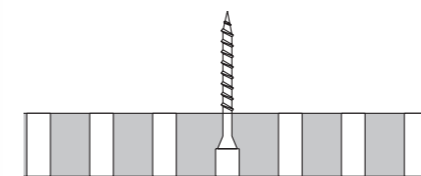
With surrounding groove and tongue



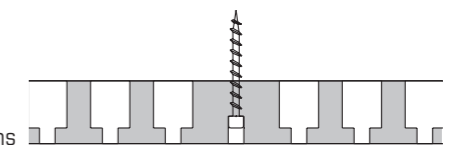
Visible edge

... or according to your specifications

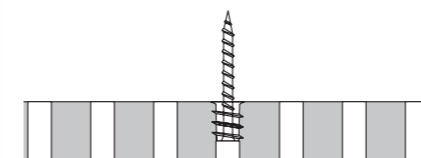
## MOUNTING



TOPPERFO-M,  
 Ø 6 mm  
 Special screws: in half depth «dummy» perforations



TOPPERFO-T,  
 Ø 4 + 5 mm  
 Special screws: in half depth «dummy» perforations



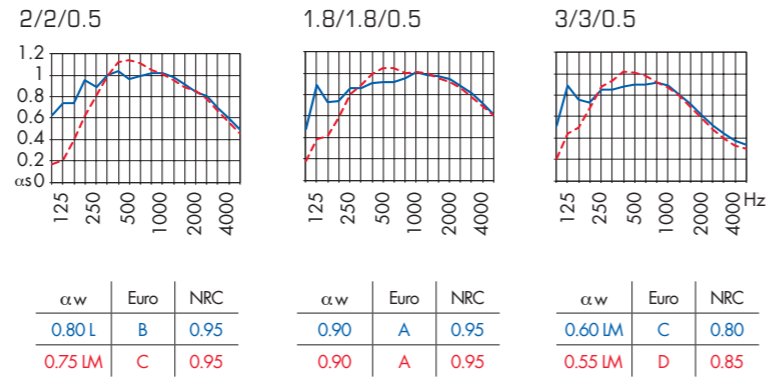
TOPPERFO-M,  
 Ø 8 mm  
 With insert from rear side



See installation manual!

# TOP)P)E)R)F)O)®-Micro

With TOPPERFO-Micro, the sound absorption function becomes almost completely invisible. The perforation measures a mere 0.5 mm, so it is virtually invisible from a certain distance. TOPPERFO micro-perforation is available in various grids and diameters, depending on the required level of sound absorption. The choice of surface coverings is also virtually unrestricted. All veneers and paint colours are available, as well as CPL and HPL surfaces by arrangement.



TOTAL THICKNESS  
 — ca. 226 mm  
 - - - ca. 66 mm  
 MW 40 mm

16 Galerie Lafayette, Paris FR – Architect/Photo: CALQ Architecture, Paris FR 17 Kantonsspital, Luzern CH – Architect: Schärli Architekten, Luzern CH – Photo: Kantonsspital, Luzern CH



16 17

18

18 Ericusspitze, Hamburg DE – Architect: Henning Larsen Architects, Kopenhagen DK – Photo: Anke Müllerklein, Hamburg DE

## MICRO-DIRECT



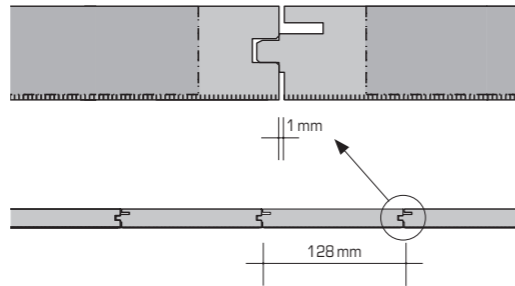
Micro-perforation for almost all boards! We transform industrially manufactured boards "directly" into a sound absorber! For example:

- Melamine-coated boards – see our Eco collection, page 23
- Branchless three-layer or solid boards – see support plate, page 19
- MDF boards veneered by a joinery (> 800 x 300 mm)
- Black or coloured MDF core (page 21) ... and many more

The micro-perforation is provided in fields with a width of around 150 mm. In sided light, it is possible that the excess length between the individual fields becomes visible on UniEco decors or if a dark colour varnish is used. The grid 1.8/1.8 is therefore not recommended for these surfaces. For a grid of 2/2, we recommend to provide samples.

# TOP)P(E)R(F)O®-Micro Planks

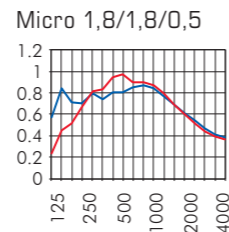
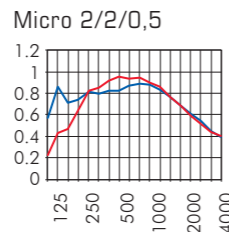
TOPPERFO-Micro planks are easy to install as they are laid like traditional panelling. The width of 128 mm with a 1 mm separation joint allows for expansion tolerance.



Ideal lengths:  
 MDF 16mm B-s1,d0 (CH RF2): 2780 / 3640 / 4080 mm  
 MDF 16mm D-s2,d0 (CH RF3): 2780 / / 4080 mm

Surfaces:


- Real wood veneer - length dependent on veneer type
- Paint
- Melamine Eco Collection 2.0 (see page 23)




TOTAL THICKNESS  
 — ca. 226 mm  
 - - - ca. 66 mm  
 MW 40 mm

αw	Euro	NRC
0,60 LM	C	0,75
0,60 LM	C	0,80

αw	Euro	NRC
0,65 L	C	0,80
0,65 LM	C	0,85




H-System – with turning clips on H-profile



T-System – with turning clips on T-profile



SC-System – with screw clips on wooden batten or metal substructure



W-System – with staple machine on wooden battens

## MICRO-GRAPHIC



Graphic designs and patterns are available in every imaginable form. Would you like a portrait, or do you prefer an abstract pattern? The possibilities are virtually limitless. The back cover of this brochure shows a project featuring an abstract pattern.

## DIGITAL PRINT



TOPPERFO-Micro is also ideal for printed walls or ceilings. Because the Clou- or Micro-perforation is almost invisible, it does not clash with the printed subject – but the surface still absorbs sound. At the DaVinci College high school in Roosendaal (Netherlands), the pupils' imaginative versions of the Mona Lisa were assembled to create a very unusual collage.

19 4 Times Square Durst building, New York, USA – Architect: Studios Architecture, New York – Photo: @jeremyfrettehette 20 Lycée Edward Steichen, Clervaux LUX – Architect: Jonas Architectes

Associés SA, Ettelbruck LUX – Photo: Stephan Offermann, LUX 21 Mona Lisa, Da Vinci College, NL – Architect: Ector Hoogstad Architecten, Rotterdam NL, Photo: Petra Appelhof Fotografie, Nijmegen NL



19



20




21

TOP)P(E)R(F)O®-Clou

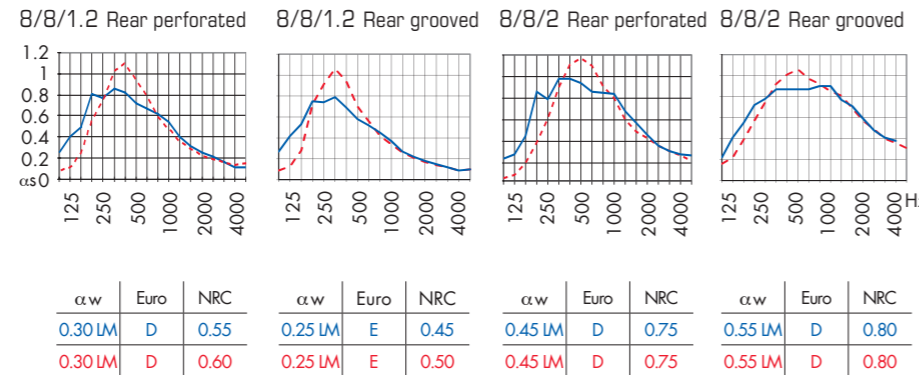
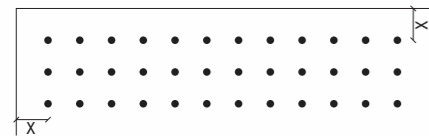
The fine Clou perforation in an 8mm grid with a diameter of only 1.2mm can hardly be seen at a distance. The wooden texture is therefore completely retained in its natural beauty.

	perforated	Ø 1.2mm Ø 2.0mm
MDF not fire rated		
MDF fire retardant	grooved	Ø 2.0mm
Resap		



Clou perforation is provided over the whole surface to add the benefit of a shine. The middle of the last perforation row should therefore be at the following distance from the board edge:

- Grid 8/8      x = max. 6,5 mm
- Grid 6,4/6,4      x = max. 5,0 mm
- Grid 5,3/5,3      x = max. 4,0 mm



22 APA Tower, USA – Architect: Gensler, USA – Photo: Keith Trotta, USA    23 Swiss Lounge, Flughafen Zürich CH – Architect: Greutmann Bolzer AG für Gestaltung, ZH CH – Photo: Valentin Jeck,

TOP)P(E)R(F)O®-T

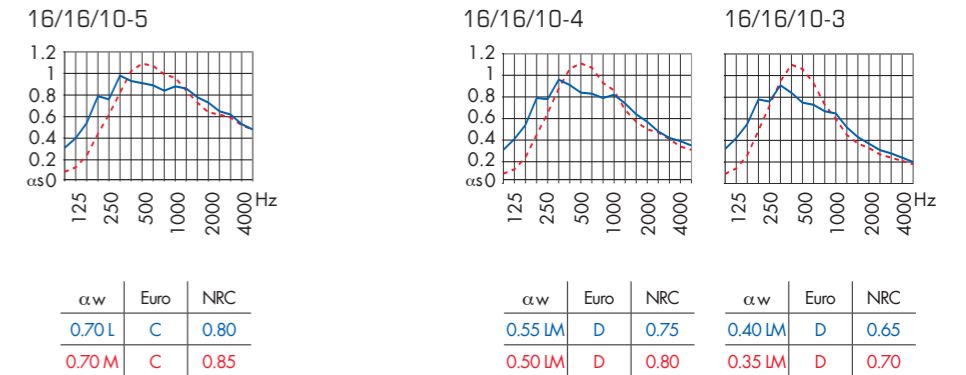

The T-perforation developed and successfully used by Topakustik AG has a discreet effect, yet offers appreciable absorption. TOPPERFO-T panels are available with perforation bores of x 3, 4 and 5 mm. Decreasing the diameter of the visible perforations, shifts the absorption maximum to a lower frequency.

See page 31 for dimensions and materials  
See page 22/23 for surfaces


TOTAL THICKNESS  
— ≈ 216/246 mm  
- - - ≈ 76/96 mm  
More information Page 4

16/16/10-5

16/16/10-4 (3)



Stäfa CH    24 Sporthalle, Niederglatt CH – Architect: L3P Architekten, Regensberg CH – Photo: Vito Stallone, Dottikon CH



TOP)P(E)R(F)O)®-M

16/16/6

16/16/8 (10)

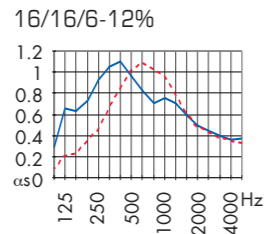

TOPPERFO-M are acoustic panels in their conventional form in all materials and surfaces. Perforation-free edges and un-perforated borders for cut-outs are available as a client's choice. Other hole spacings and bore diameters are available upon request.

See page 31 for dimensions and materials  
See page 22/23 for surfaces

Hole spacings and bore diameters

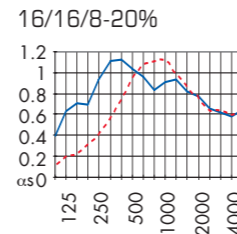

Offset 16/20/40				
x	y	Ø	open area	ISO 354
16	16	6	12%	✓
16	16	8	19%	✓
16	16	10	31%	✓
40	40	10	5%	✓
20	20	10	20%	✓
20	20	8	12%	✓
20	20	6	7%	✓

... and many others!

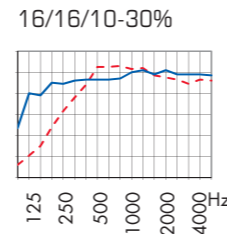


α <sub>w</sub>	Euro	NRC
0.50 LM	D	0.80
0.50 M	D	0.75

TOTAL THICKNESS  
— ≈215 mm  
- - - ≈55 mm  
More information  
Page 4




α <sub>w</sub>	Euro	NRC
0.75 LM	C	0.90
0.70 M	C	0.80



α <sub>w</sub>	Euro	NRC
0.95	A	0.95
0.90	A	0.90

TOP)P(E)R(F)O)®-Graphic



Star 8



Text 8 (or 6)



Rain 8

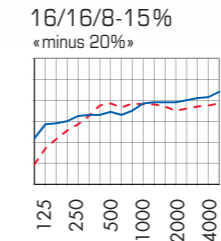


Rollo

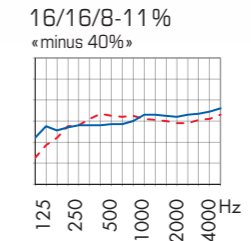
Photos: Factory TOPAKUSTIK AG

UNO GRAPHIC

Individual perforations are exposed to create a graphic pattern. This page shows just a few ideas, but the possibilities are almost unlimited. The only rule: the bore grid of 16 mm must always be observed. Sound absorption values are available for «minus 20%» and «minus 40%» of the perforation.



α <sub>w</sub>	Euro	NRC
0.75	C	0.70
0.75	C	0.70



α <sub>w</sub>	Euro	NRC
0.65	C	0.60
0.65	C	0.60

GRAPHIC MULTI

Multiple bore diameters offer considerably more possibilities, but production is also more complex.

Many other designs under  
[www.topakustik.ch/products/topperfo/graphic](http://www.topakustik.ch/products/topperfo/graphic)

25 Ernst & Young, London GB – Architect: Perkins + Will, London GB – Photo: David Churchill, Hove GB 26 Devon Energy, USA – Architect: Kendall Heaton Architects, Houston USA

27 Affenhaus, Zoo Basel CH – Architect: Peter Stiner, Basel CH – Photo: Zoo Basel CH



25



26




27

TOPPERFO®-Special

Bubble **NEW!** Split

Would you like a special perforation?  
TOPPERFO-Bubble, that is three different drill diameters, which we now offer in two different open areas.  
Or longitudinal milling? We offer these under the product name TOPPERFO-Split.

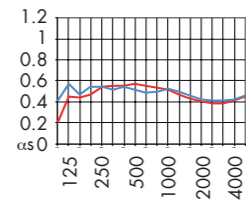


Three different holes

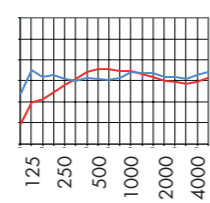


Longitudinal slots

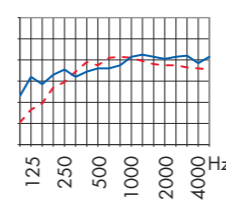
Bubble 2.0 (7%)



Bubble 3.0 (12.5%)



Split 96/32/72-8



TOTAL THICKNESS  
— ≈ 215 mm  
- - - ≈ 55 mm  
More information  
Page 4

α <sub>w</sub>	Euro	NRC
0.50 L	D	0.50
0.50	D	0.50

α <sub>w</sub>	Euro	NRC
0.65	C	0.65
0.70	C	0.65

α <sub>w</sub>	Euro	NRC
0.80	B	0.80
0.80	B	0.75


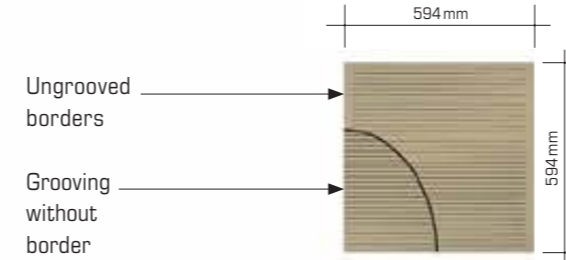
28 Kantonbank Graubünden, Chur CH – Architect: Domenig Architekten, Chur CH – Photo: Feiner Ralph, Chur CH 29 Altersheim Obere Mühle, Lenzburg CH – Architect: Oliv Brunner Volk, ZH CH



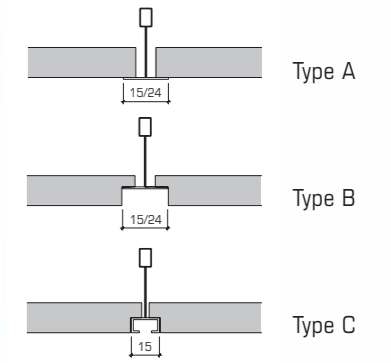
SIXTY-SYSTEM

(US = 2x2 GRID PANELS)

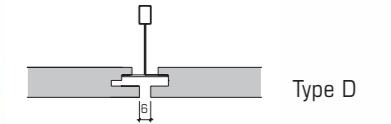
The ceiling system offering maximum choice and extremely easy assembly. Sixty-System 2x2 grid panels fit into all standard T-profiles.



Opening upwards: types A, B and C




Opening downwards: type D



Only available with ungrooved borders (except 29/3)

30 Restaurant Compas, Vernier CH 31 TOPAKUSTIK Sixty Typ 29/3 M 32 TOPPERFO Sixty Typ M, 16/16/6



## COLLABORATION

We offer far more than innovative products that bring together architectural materials with acoustical performance. Our strength in systems engineering coupled with the excellent craftsmanship of our fabricators allows us to also bridge invention and reality. We offer time tested engineering and installation strategies for the most unique projects. Early design motifs can be quickly adapted into prototyping for feasibility studies, and our design commitment maintains its endurance through the entire project lifecycle to final commissioning. Our goal is to both encourage creativity and meet its demands.



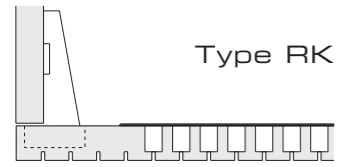
*Falkonergårdens Gymnasium DK  
Architect: Falko Arkitekter, Copenhagen – Photo: Stammers Kontor, Copenhagen  
Product: TOPPERFO-M 16/16/8, Oak veneered*

The extension built onto the Falkonergården high school in Frederiksberg, Denmark, houses a rather unusual gymnasium. The Falko Arkitekter firm created an additional space between two traditional brick buildings, providing accommodation for sports as well as meetings. TOPPERFO panels with a large M-perforation alternating with smooth veneered areas were used for the wall claddings. The installation was slightly curved.



# CABINET FRONTS

Cabinet fronts or rear walls of cabinets can be used as sound absorbers. The following products are most suitable: TOPAKUSTIK 14/2, 19/2, 6/2, TOPPERFO-Micro/-T and Clou.



Type RK

In conjunction with the fleece attached to the inside (RK 280), the acoustic surface ensures an absorption across the entire frequency band. The fleece developed by NH is tear-proof and set back from the hinges and handles.

→ 3 point-lock must be used!

**TOPAKUSTIK:**

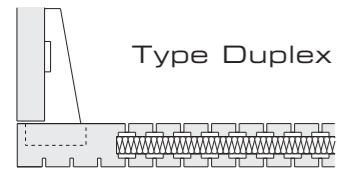
Type	$\alpha_w$	Euro	NRC
RK 9/2 M	0.55	D	0.56
RK 14/2 M	0.60 (H)	C	0.68

**TOPPERFO:**

Type	$\alpha_w$	Euro	NRC
RK Clou 8/8/1.2	0.35 (LM)	D	0.54
RK Micro 2/2/0.5	0.7	C	0.82



Door RK inside



Type Duplex

Duplex is particularly suited to large hinged or sliding doors. These have invisible, integrated absorptive panels.

→ 3 point-lock must be used!

**TOPAKUSTIK:**

Type	$\alpha_w$	Euro	NRC
sw* 14/2 M	0.50	D	0.55

sw\* is comparable to Duplex



**TOPPERFO:**

Type	$\alpha_w$	Euro	NRC
sw* 16/16/12-3	0.25 (L)	E	0.27
sw* Clou 8/8/1.2	0.35 (L)	D	0.39

33 Centre scolaire, Fully CH – Architect: Suter Sauthier Architectes SA, Sion CH – Photo: Patrick Zufferey, Sierre CH 34 Binagadi Auditorium, AZE – Architect: Lider Monolit, Baku AZE – Photo: Idris

# FORMED SHAPES

For ceiling clouds, curved walls and other shapes TOPAKUSTIK and TOPPERFO elements can be used for shaped wall and ceiling finishes without significant additional effort. For radii above 10 metres, the standard TOPAKUSTIK planks are assembled on the round sub-construction in a segmented way. For smaller radii, the planks or panels can be made flexible by deeper relief grooving on the rear side. In this way, the panels can simply be adapted to the curved sub-construction.



	Radius	Machining
Planks	> 10 m > 5 m	Assembled in segments Grooved on the back
Panels	> 5 m > 1 m	Grooved on the back Prepared as shapes in the factory

	Radius	Machining
Planks	> 15 m > 8 m	No special machining Grooved on the back
Panels	> 8 m > 1 m	Grooved on the back Prepared as shapes in the factory

Ahadov, Baku AZE 35 EKZ, Dietikon CH



33 34



35



## GYMNASIA

Wall and ceiling finishes are subjected to high impacts in gymnasias. TOPAKUSTIK and TOPPERFO finishes, in combination with the subconstruction systems specifically developed for sports venues, fulfil the high requirements with regard to physical impact and room acoustics. Various TOPAKUSTIK and TOPPERFO products have been tested and certified to DIN 18 032 part 3.

L 4266-III/IV	13/3M, 12%	Planks MDF 19mm
L 4266-IV/IV	28/4M, 7.5%	Planks MDF 19mm
L 4266-I/IV	16/16/8	Panels MDF 19mm
L 4266-II/IV	16/16/10-5	Panels MDF 19mm
L 4266-I/II	16/16/8	Impact wall test
L 4266-II/II	28/4M	Impact wall test

36 Centre scolaire, Salvan CH – Architect: Bonnard Wœffray Architectes, Monthey CH – Photo: Patrick Zufferey, Sierre CH 37 École de Châteauneuf, Conthey CH – Architect: Bonnard Wœffray



36

37



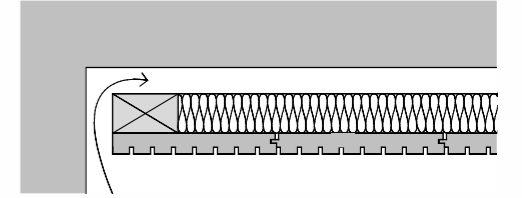
38



## SWIMMING POOLS

For acoustic finishes in high humidity rooms, requirements corresponding to the application are to be fulfilled, e.g.:

- Ceilings and walls constructed to local code requirements
- Rear ventilation of wall and ceiling finish
- Use of corrosion-proof subconstruction materials
- Use of specific, moisture-resistant core panels in production
- Use of specific varnishes or impregnations
- Consideration of the (extraordinary) shrinkage and swelling properties of the core panels
- Water-repellent absorbers such as polyester fleece



The use of acoustic surfaces in damp areas is highly complex. Please contact us with your project and we shall be happy to assist you with developing it.

Architectes, Monthey CH – Photo: Patrick Zufferey, Sierre CH 38 Infinity House, GB – Architect: Spaced Out Ltd., London GB – Photo: Josh Pulman, London GB

# QUALITY IS NEVER A COINCIDENCE

What we do, we do perfectly: to the highest quality for our customers, with respect for the environment, with products that comply with EN standards and with world-wide patent protection for our inventions.

TOP(A)K(U)S(T)I(K)<sup>®</sup>

TOP(P)E(R)F(O)<sup>®</sup>

RESA'P<sup>®</sup>

are registered brands of Topakustik AG



CH-PATENT  
No 683 112



EN 13501-1  
FIRE CLASSIFICATION



FSC products  
are marked

USA-PATENT  
No 5,362,931  
No 5,422,446



EN 13986  
WOOD-BASED PANELS

EN 20354  
SOUND ABSORPTION

- 39 KKL, Luzern CH Architect: Jean Nouvel, Paris FR
- 40 Reichstag Berlin DE Architect: Foster + Partner, London GB
- 41 New York Times, New York USA Architect: Renzo Piano, Genova/Paris
- 42 Burj Khalifa 828 m, UAE Architect: Adrian Smith SOM, Chicago USA

Rear cover photo: Micro Graphic



# TOPAKUSTIK-SERVICE

Basic sample box

Eco sample box

ARIA sample box


Deluxe sample box

(subject to a nominal charge)  
17 different samples  
including 5 different  
veneers

**TOPAKUSTIK installation manual** with sub-constructions, guidelines and tips for the tried and tested TOPAKUSTIK installation systems. For specific installation solutions, please contact our technical department.



A5 sample from stock:



		white RAL 9010	Beech steamed	Maple european	Birch	Oak european	Am. Walnut	Am. Cherry	Maple kanadisch	white B3002 LP	light grey L4068LP	Oak 328DNTL	Ash M3965NTL	Maple M2106NM	Beech- M3247SMA	Walnut M4462NM	Cherry M76DMM	Acacia M4451NTL	Oak M263NLT
Micro	2/2/0.5		✓	✓	✓					✓	✓	✓	✓	✓	✓	✓	✓	✓	✓
Micro	3/3/0.5		✓	✓					✓	✓	✓	✓	✓	✓	✓	✓	✓	✓	✓
Clou	8/8/1.2		✓	✓		✓	✓		✓	✓	✓	✓	✓	✓	✓	✓	✓	✓	✓
Clou	8/8/2																		
T	16/16/10-3		✓	✓		✓	✓	✓	✓	✓	✓	✓	✓	✓	✓	✓	✓	✓	✓
T	16/16/10-4																		
T	16/16/10-5			✓					✓	✓	✓	✓	✓	✓	✓	✓	✓	✓	✓
M	16/16/6																		
M	16/16/8																		
M	16/16/10																		
M	20/20/8																		


  

		white RAL 9010	Beech steamed	Maple european	Birch	Oak european	Am. Walnut	Am. Cherry	Maple kanadisch	white B3002 LP	light grey L4068LP	Oak 328DNTL	Ash M3965NTL	Maple M2106NM	Beech- M3247SMA	Walnut M4462NM	Cherry M76DMM	Acacia M4451NTL	Oak M263NLT
6/2 M	7%																		
8/3 M	19%																		
9/2 M	6%																		
9/2 HR	6%			✓	✓	✓	✓	✓	✓	✓	✓	✓	✓	✓	✓	✓	✓	✓	✓
13/3 M	12%																		
12/4 M	15%			✓	✓	✓	✓	✓	✓	✓	✓	✓	✓	✓	✓	✓	✓	✓	✓
14/2 M	7%																		
19/2 M	6%																		
28/4 M	7.5%					✓													
29/3 M	6%																		
30/2 M	3.5%																		
Typ R			✓	✓															

... more than 250 different samples available immediately from our stock! Special samples within 2 weeks + shipping (nominal charge)

## VISIT OUR PLANT IN LUNGERN

Our company headquarters and the Production site in Lungern are 30 minutes south of Lucerne, accessible by rail or road.






MORE INNOVATIVE  
DESIGNS AT  
[WWW.TOPAKUSTIK.COM](http://WWW.TOPAKUSTIK.COM)

TOPAKUSTIK  
IS A BRAND OF:

TOPAKUSTIK AG  
OBSEESTRASSE 11  
6078 LUNGERN  
SWITZERLAND

[CONTACT@TOPAKUSTIK.COM](mailto:CONTACT@TOPAKUSTIK.COM)  
[WWW.TOPAKUSTIK.COM](http://WWW.TOPAKUSTIK.COM)  
T +41 41 679 73 73

   **mtextur**

2022 EDITION  
SUBJECT TO CHANGES  
© TOPAKUSTIK  
Printed in Switzerland on FSC-Mix Paper

DISTRIBUTED BY: